

# 1987 Pontiac Fiero SE

WIRING DIAGRAMS 1987 Wiring Diagrams General Motors

## WIRING DIAGRAMS

### 1987 Wiring Diagrams General Motors

## IDENTIFICATION

### COMPONENT LOCATION MENU

#### COMPONENT LOCATIONS

Component	Figure No. (Location)
A/C Comp Ctrl Rly	3 (C 13)
A/C Ctrl Headlight	3 (D 13)
A/C Ctrl Switch	3 (A 10)
A/C Power Relay	3 (B 13)
Alternator	7-8 (C 33-34)
Audio Alarm Module	2 (F 6)
Back-Up Lt Sw (M/T)	8 (F 34)
Blower Relay	3 (A 13)
Brake Fluid Level Sw	1 (C 4)
Brake Switch	4 (F 16-17)
Brake Sw (TCC) (2.5L VIN R)	6 (D 24-25)
Brake Sw (TCC) (2.8L VIN 9)	7 (E 30-31)
Cig Ltr	5-6 (F 22-23)
Clutch Start Sw	8 (A 35)
Coolant Fan Rly (W/H/D)	2 (C-D 9)
Coolant Fan Rly (W/O H/D)	2 (A-B 9)
Coolant Temp Sender Switch	3-4 (D 14-15)
Cold Start Switch	8 (B 35-36)
Cruise Ctrl (2.5L VIN R)	5-6 (D 23-25)
Cruise Ctrl (2.8L VIN 9)	6-7-8 (E-F 28-33)
Cruise Clutch Sw	4-5 (F 18)
Defogger Ctrl	3 (F 13)
Defogger Timer Relay	2 (F 9)
Direct Ignition System (DIS)	6 (D 25-27)
Dome Lts Mod	5 (D 19)
Door Lock Relay	5 (D 21-22)
ECM (2.5L VIN R)	6 (A 24-27)
ECM (2.8L VIN 9)	6-7 (A 28-32)
Eng Blower Relay (2.8L VIN 9)	2 (B 9)
Fuel Injectors (2.8L VIN 9)	7 (B-C 32)

LMK

## 1987 Pontiac Fiero SE

### WIRING DIAGRAMS 1987 Wiring Diagrams General Motors

Fuel Pump Relay (2.5L VIN R)	6-7 (B 27-28)
Fuel Pump Relay (2.8L VIN 9)	6-7 (E-F 28-29)
Fuel Tank Unit	8 (C 36)
Fuse Block	2 (C-D 6-7)
Gear Select Sw	7-8 (E 33-35)
Hazard Flasher	2 (F 6)
Headlt Dimmer Sw	5 (F 20)
Headlt Door Module	1 (A-B 3-4)
Heater Blower Sw (W/O A/C)	3 (B 12)
Heater Ctrl Headligh	3 (D 12)
Hi-Level Stop Lt	8 (E 36)
Hood Ajar Sw	1 (D-E 2)
Horns	1 (C-D 1)
Horn Relay	2 (F 7)
Ignition Coil (2.8L VIN 9)	6-7 (D 28-29)
Ignition Key Switch	2 (E 6)
Ignition Switch	2 (A 5-8)
Inst Clstr	4 (A-D 17-18)
Left Ctsy Lt	5 (D 19)
Left Door Ajar Sw	5 (F 19)
Left Door Lock Sw	5 (C 21)
Left Door Sw	5 (E 19)
Light Switch	5 (E 20-21)
Outside Mirror Sw	5 (A 20-22)
Park Brake Switch	8 (E 35)
Rally Gauge Panel (2.8L VIN 9 Only)	4-5 (E-F 18)
Remote Dimmer	5-6 (F 22-23)
Right Door Lock Sw	5 (C 22)
Right Fnt Pwr Wdo Sw	5 (B-C 20)
Taillts (GE Models)	8-9 (C-F 37)
Taillts (SE Models)	8-9 (A-B 37)
Trunk Ajar Switch	8 (D 34)
Trunk Release Sol	8 (C 35)
Trunk Release Switch	5 (B-C 21)
Turn Flasher	3-4 (F 14)
Turn Hazard Sw	3-4 (E-F 14-15)
Washer Motor	1 (C 3)
Wiper Motor	1 (C-D 2)
Wiper Motor (Pulse)	1 (E-F 2-3)

LMK

Tuesday, October 25, 2005 8:12:57 PM

Page 2

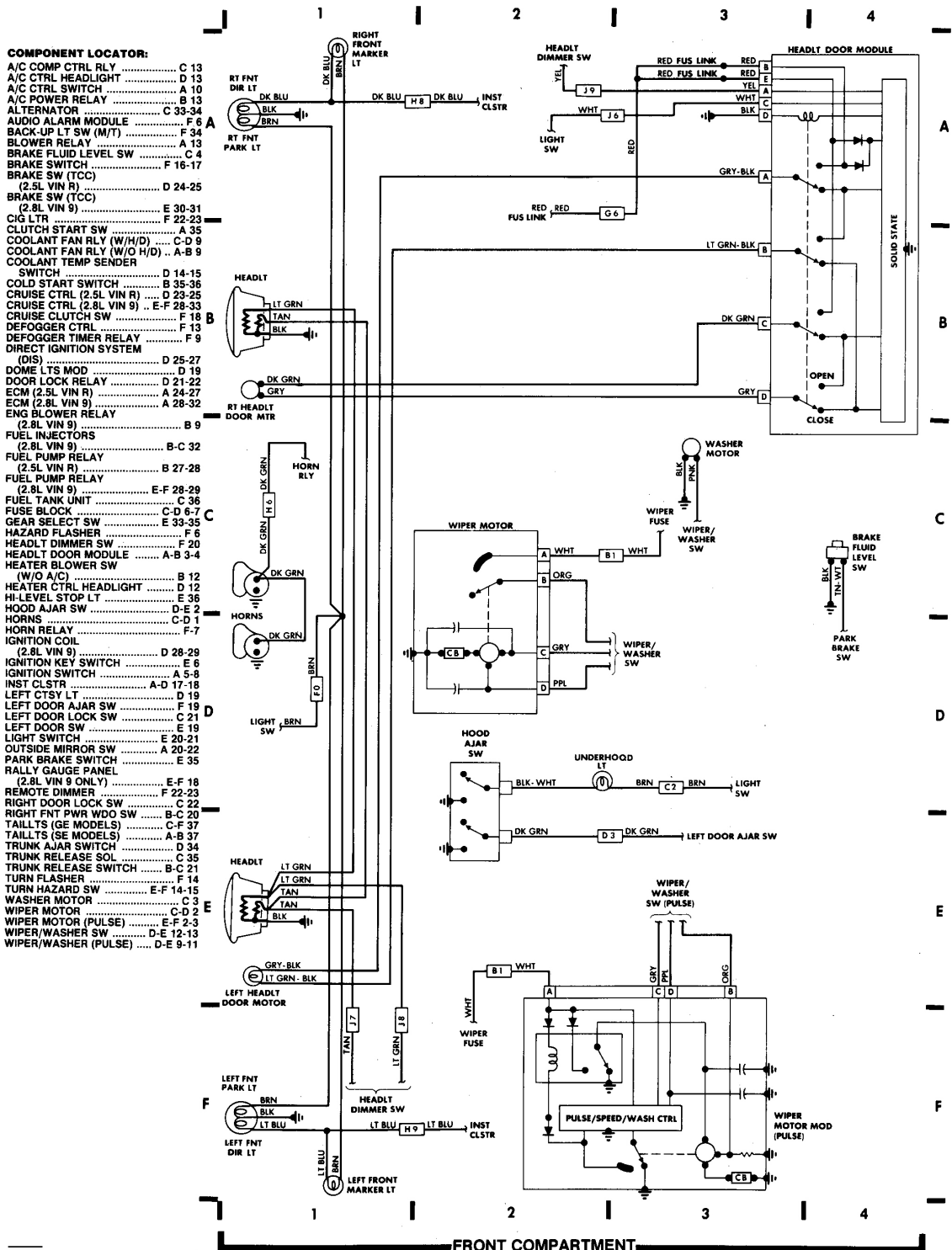
© 2004 Mitchell Repair Information Company, LLC.

# 1987 Pontiac Fiero SE

## WIRING DIAGRAMS 1987 Wiring Diagrams General Motors

Wiper/Washer Sw	3 (D-E 12-13)
Wiper/Washer (Pulse)	2-3 (D-E 9-11)

### WIRING DIAGRAMS



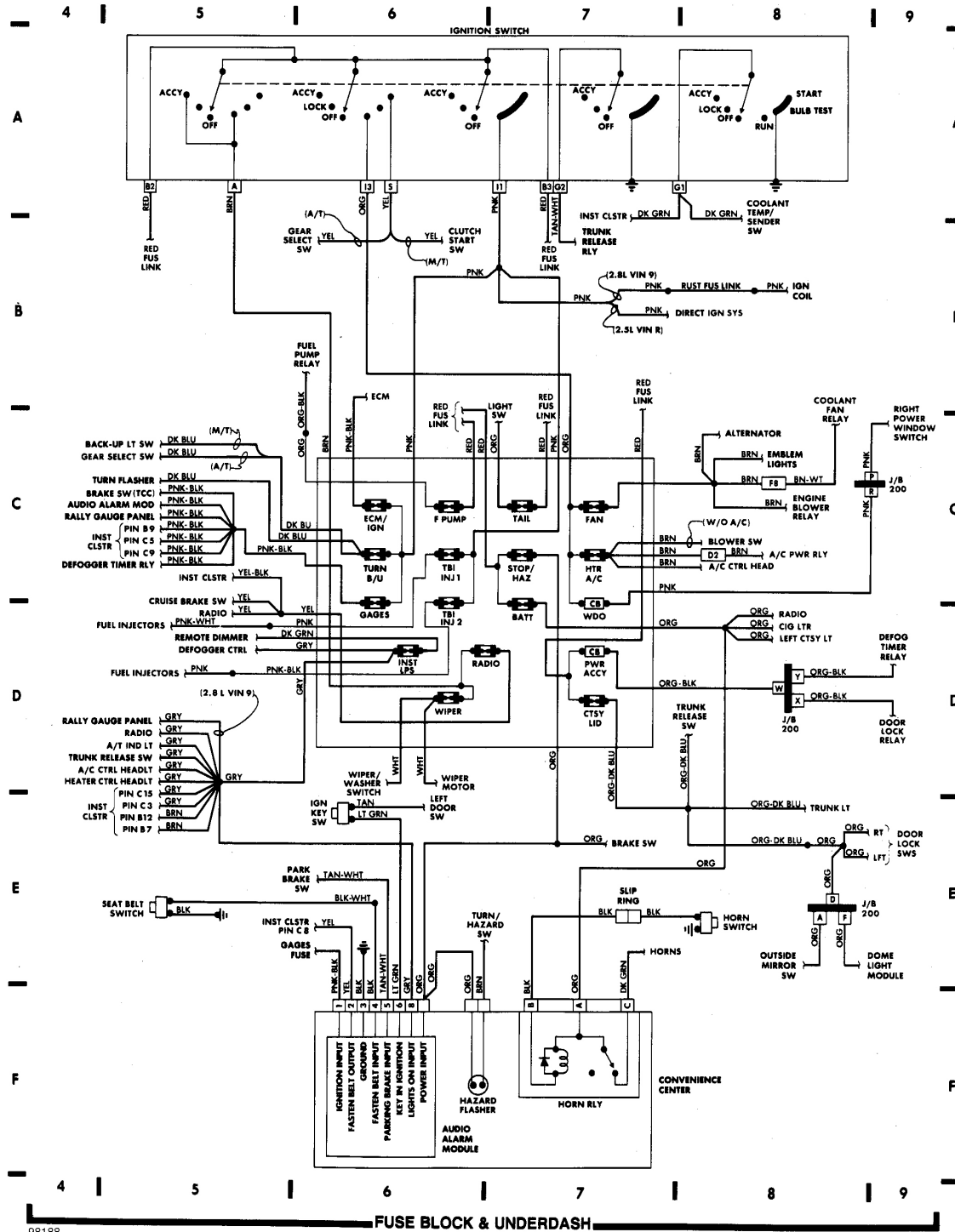
9R187

LMK

# 1987 Pontiac Fiero SE

## WIRING DIAGRAMS 1987 Wiring Diagrams General Test Motors

**Fig. 1: Front Engine Compartment**



**Fig. 2: Fuse Block & Underdash**

# 1987 Pontiac Fiero SE

## WIRING DIAGRAMS 1987 Wiring Diagrams General Motors

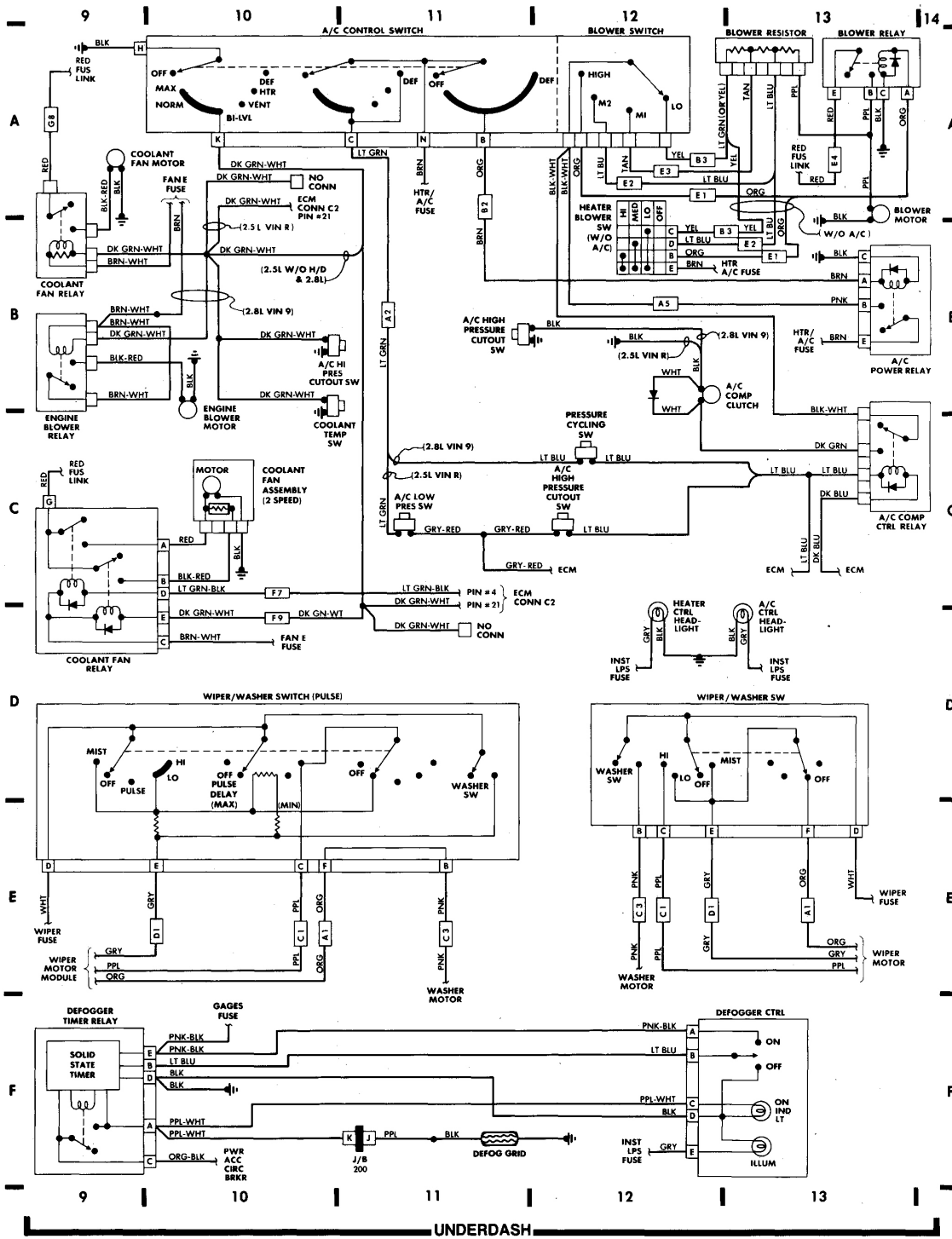


Fig. 3: Underdash (Cont.)

# 1987 Pontiac Fiero SE

## WIRING DIAGRAMS 1987 Wiring Diagrams General Motors

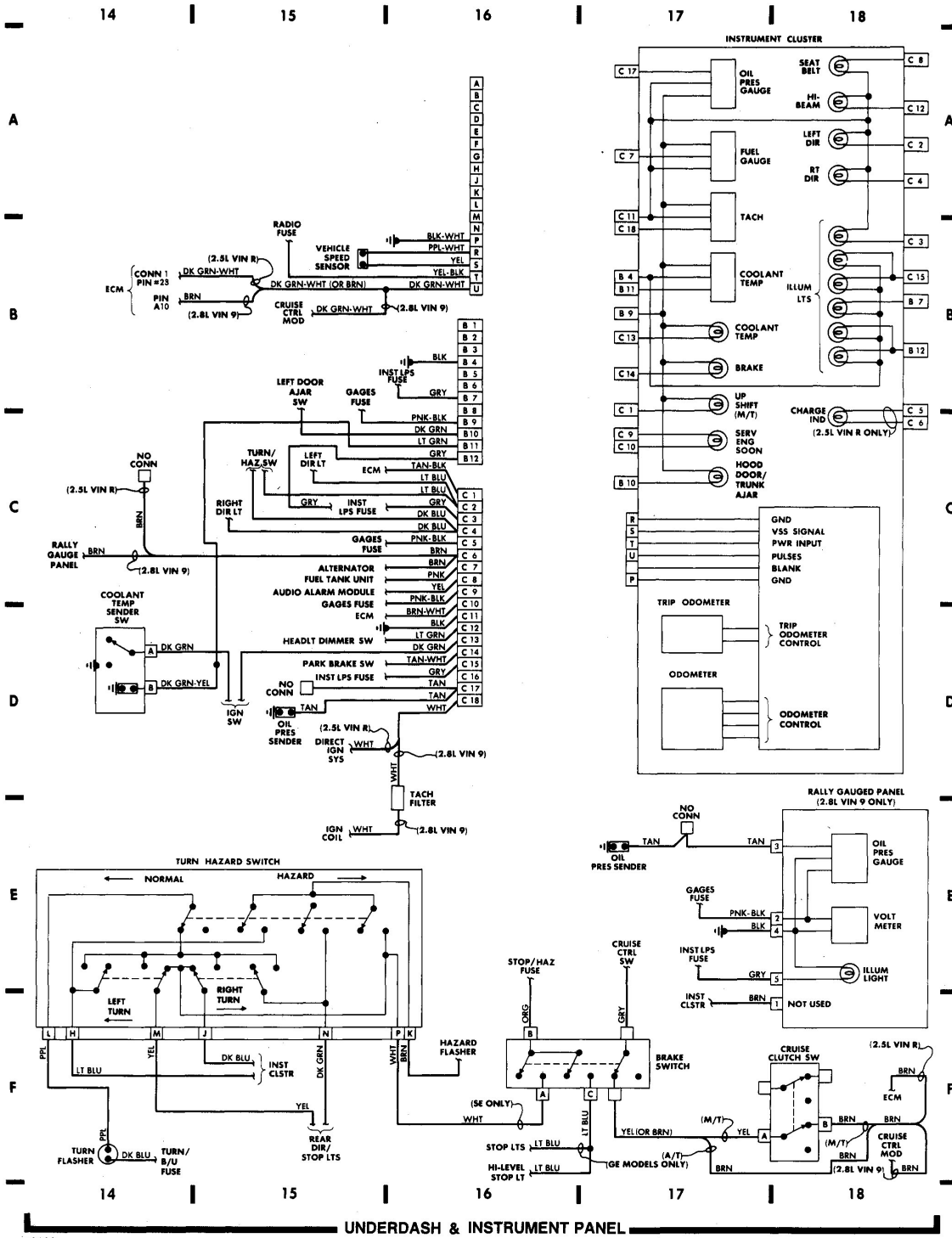
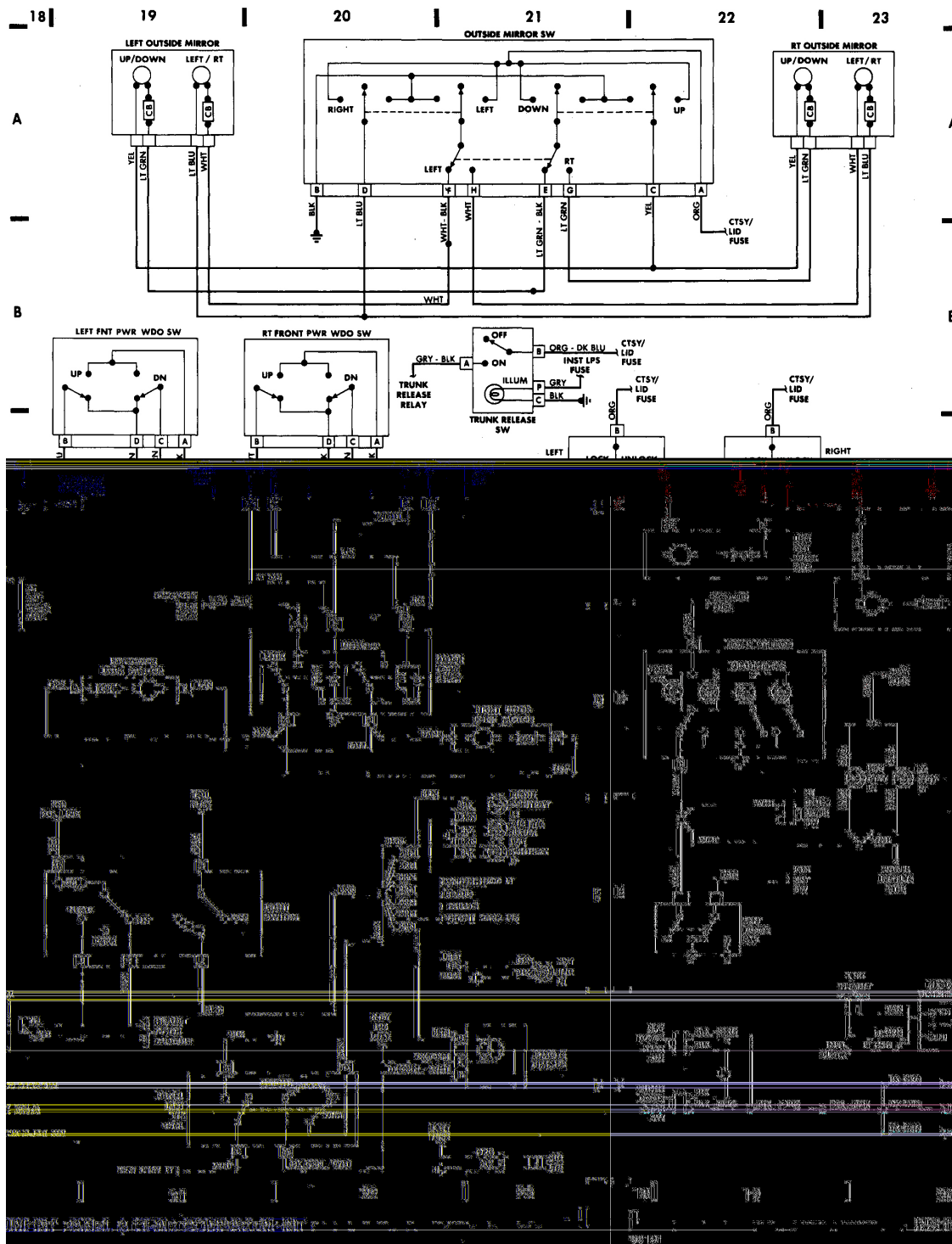


Fig. 4: Underdash (Cont.) & Instrument Panel

# 1987 Pontiac Fiero SE

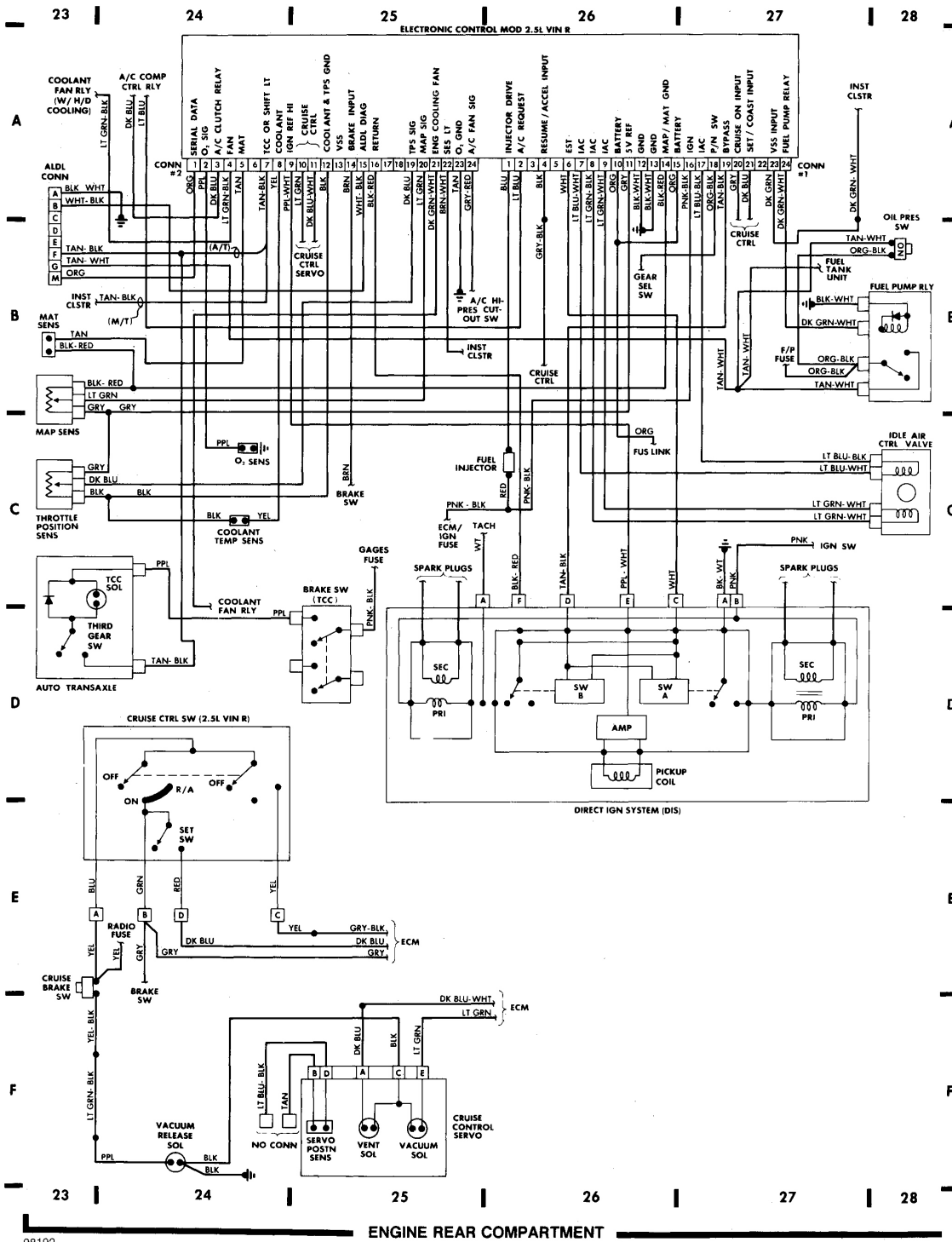
## WIRING DIAGRAMS 1987 Wiring Diagrams General Motors



**Fig. 5: Instrument Panel (Cont.) & Rear Compartment**

# 1987 Pontiac Fiero SE

## WIRING DIAGRAMS 1987 Wiring Diagrams General Motors

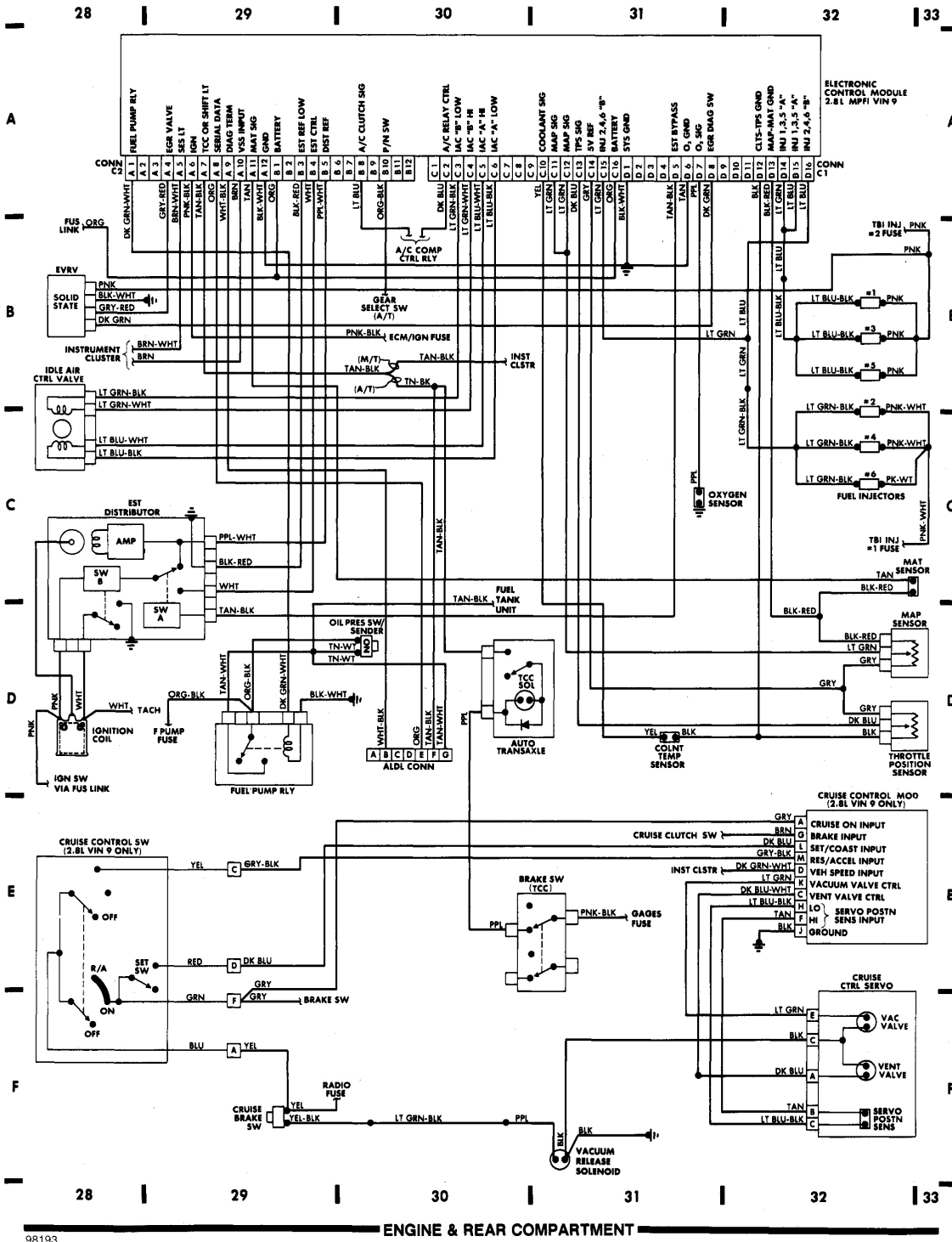


**Fig. 6: Engine & Rear Compartment (2.5L)**



# 1987 Pontiac Fiero SE

## WIRING DIAGRAMS 1987 Wiring Diagrams General Motors

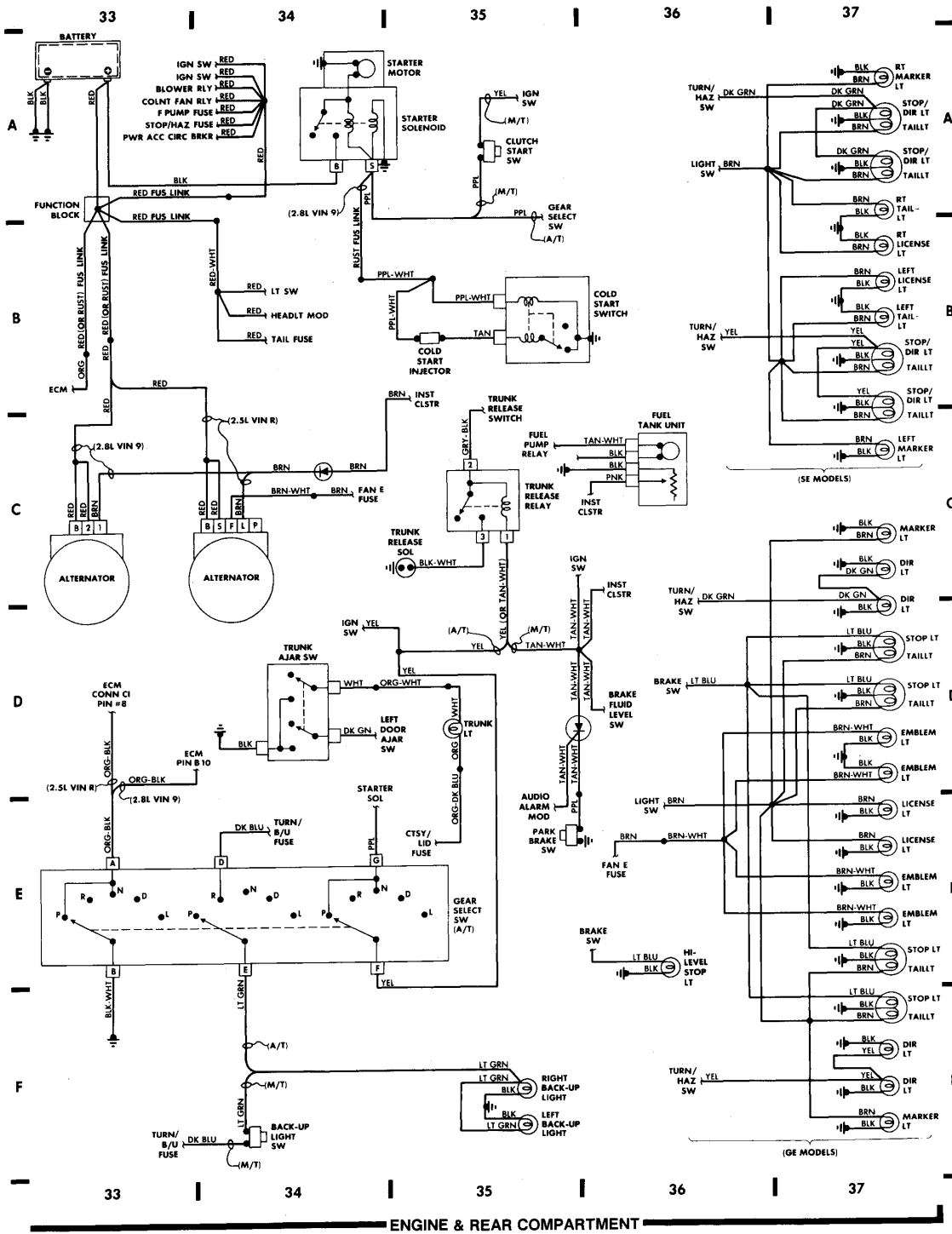


### ENGINE & REAR COMPARTMENT

**Fig. 7: Engine & Rear Compartment (2.8L)**

# 1987 Pontiac Fiero SE

## WIRING DIAGRAMS 1987 Wiring Diagrams General Motors



98194

**Fig. 8: Battery, Alternator, Starter, & Rear Compartment (Cont.)**

LMK

Tuesday, October 25, 2005 8:12:58 PM

Page 10

© 2004 Mitchell Repair Information Company, LLC.